



COLORADO LEAGUE *of*  
CHARTER SCHOOLS

# Great Schools Colorado-CSP Grant

---

Request for Application (RFA) for New Schools and High-Quality Expanding/Replicating Schools | January 21, 2026

**Without the support and valued contributions of the leadership, staff, and consultants at the League, this grant opportunity truly would not be possible!**

**We especially want to thank our partners, including:**



**Alpine Bank**  
Member FDIC

**New Great Schools Colorado  
Partner to support CSP subgrantees**

# Plan for Today

---

## Objectives

- Understand the structure and key sections of the RFA
- Learn how to access the application and other online resources
- Clarify where and how to submit required information
- Avoid common mistakes for a successful submission

## Agenda

- 1) Welcome & Introductions
- 2) Grant Overview
- 3) Understanding the RFA
- 4) Applicant Eligibility
- 5) Application Process
- 6) Accessing the Application
- 7) Closing

# Meet the Grant Team



**DAWNA TAYLOR**

Grant Executive Lead

(Chief of Staff & VP of Sch Services)



**MARK HEFFNER**

Grant Fiscal Lead

(VP of Finance Operations)



**TANESHA BELL**

Grant Project Director



**DAVE MOHR**

Grant Fiscal Lead

(Director of Accounting)



**BRIGHT HOMAWOO**

Grant & Technical Manager

# Contracted Partners



**LAUREN OUTLAW**

JD, Managing Partner  
Grant Strategy & Policy



**STEPHANIE VANDYK**

Partner



**ANGI BELAND**

Lead Financial Consultant



**LAUREN TYLER**

Grants Management  
Specialist

# Grant Overview

# Great Schools Colorado CSP Grant

---

## Grant Overview

In June 2024, the Colorado League of Charter Schools (the League) applied for a five-year Charter Schools Program (CSP) grant to support the growth and quality of charter schools across Colorado.

- **Initial award:** \$68.1 million (October 2024)
- **Supplemental award:** \$9.3 million (September 2025)
- **Total funding:** \$77.5 million over five years

## Project Objectives

The GSC project is designed to:

- Increase the number of high-quality charter schools and high-quality charter school seats in Colorado
- Improve the overall quality of Colorado's charter school sector and strengthen its impact on statewide school improvement

# How Funds Are Awarded

---

To carry out these objectives, GSC provides competitive subgrants to qualified charter school developers and operators to support:

- **Up to 18 months of planning and program design**, and
- **The first two years of implementation** for new seat growth

Subgrants are awarded across three categories:

- **Expansion** of existing high-quality charter schools
- **Replication** of proven high-quality charter school models
- **New school development** based on models with a demonstrated record of increasing student achievement



# Anticipated Subgrant Award Pipeline

---

Fiscal Year 2025 [Grant Year 1]		Fiscal Year 2026 [Grant Year 2]		Fiscal Year 2027 [Grant Year 3]		Fiscal Year 2028 [Grant Year 4]		Fiscal Year 2029 [Grant Year 5]	
New:	7	New:	3	New:	3	New:	3	New:	2
Expansion:	8	Expansion:	1	Expansion:	2	Expansion:	1	Expansion:	1
Replication:	0	Replication:	3	Replication:	2	Replication:	3	Replication:	2
TOTAL: 15		TOTAL: 7		TOTAL: 7		TOTAL: 7		TOTAL: 5	

# Understanding the RFA

Great Schools Colorado

## Great Schools Colorado

### Funding Opportunity

A Charter Schools Program (CSP) Subgrant for New Schools and High-Quality Expansion or Replication Projects

Request for Application (RFA) for 2025-2026

CFDA Number: 84.282A

Released 01/21/26

Great Schools Colorado (GSC) — Charter Schools Program (CSP) Grant

*This document is provided for reference and planning purposes.  
Please review all instructions carefully before beginning your application.*



Outlines eligibility and requirements



Provides funding priorities and guidance



Sets evaluation criteria for applications



Ensures clarity on deadlines and expectations



Available here on the League's Great Schools Colorado [website](#)

# Applicant Eligibility

# Letter of Intent & Eligibility Questionnaire

---

Before gaining access to the full application, applicants must submit a Letter of Intent and complete an Eligibility Questionnaire in Foundant. If responses indicate that an applicant may not meet eligibility requirements, the GSC team will follow up to confirm details before making a final determination.

The following documents must be uploaded as part of the Eligibility Questionnaire in Foundant:

- Enrollment Chart
- High-Quality Eligibility Data
- Executed Charter Contract or Assurance of application before the subgrant application deadline, March 9th.

# Eligibility Questionnaire - What it Covers

---

The questionnaire verifies the following required federal eligibility elements:

1. Federal definitions of a charter school and developer
2. Authorization (or application to an authorizer) to open, replicate, or expand
3. Whether the school or organization has received CSP funding within the past 5 years
4. Subgrant type, including growth and high-quality requirements for replications and expansions
5. Proposed growth plans
6. Planned opening or expansion date

# High-Quality Requirement (Expansions & Replications)

---

For expansion and replication proposals, the existing school must meet the federal and GSC definition of a high-quality charter school.

Under federal law (ESEA §4310(8)), a high-quality charter school demonstrates:

- **Strong academic results**, including student growth
- **No significant issues** related to student safety, financial or operational management, or statutory or regulatory compliance
- **Demonstrated success in improving student achievement** for all students served
- **Demonstrated success in improving outcomes for student subgroups**, where sufficient data are available

# Evidence of High Quality – Required Documentation

---

To verify high quality in Colorado, applicants proposing an expansion or replication must upload:

- **Academic Performance Data**
  - Most recent Colorado School Performance Framework (SPF)
  - If SPF data are limited, include additional schoolwide and subgroup performance data from nationally normed or standards-based assessments
  - Clearly identify any substitute measures used
- **Financial Performance Data**
- **Authorizer Assurance**
  - Documentation confirming **no significant issues** related to student safety, financial or operational management, or statutory or regulatory compliance

# Expansion

**Expansion** is defined as a significant increase in enrollment or the addition of one or more authorized grades at a high-quality charter school. An expansion may include:

- **Increasing seats by at least 25% within a grade level**  
*(e.g., adding 25 seats to a grade that currently has 100 seats)*
- **Increasing total school enrollment by at least 25% across grades**  
*(e.g., adding 50 seats to a school with a current enrollment of 200)*
- **Adding one or more authorized grades not currently served**  
*(e.g., expanding from K–3 to K–5 when the school is authorized to do so)*



# Replication

---

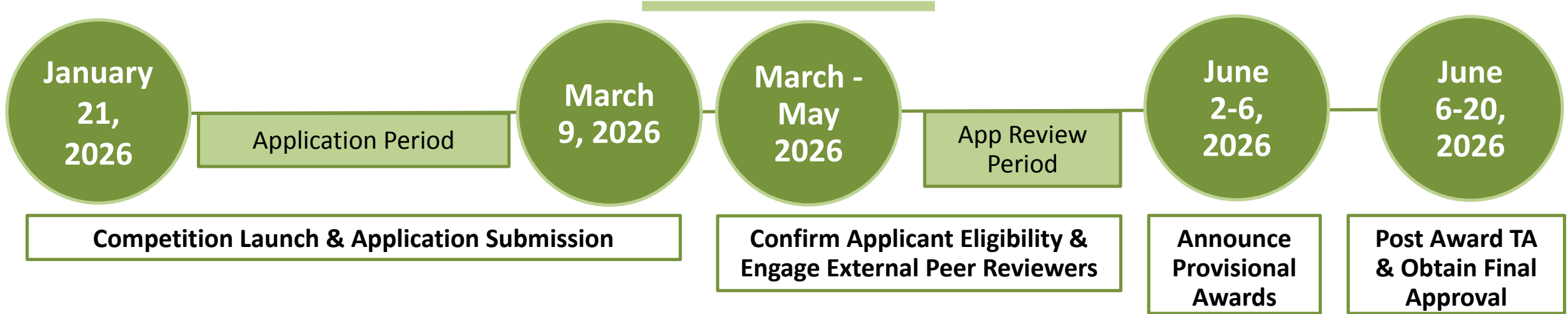
**Replication** is defined as opening a new charter school or a new campus based on the educational model of an existing high-quality charter school. A replication may include:

- Opening a **new charter school** using a proven, high-quality model
- Opening a **new campus** of an existing high-quality charter school
- Operating under an **existing charter or a new charter**, as permitted or required by state law

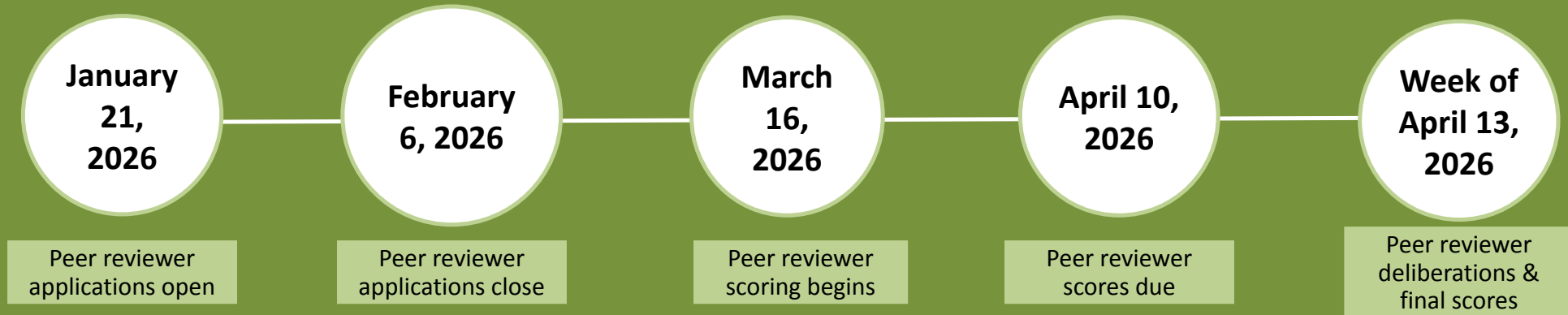
*Moving buildings does not qualify as adding a campus for replication or expansion.*

# Application Process

# Grant Application Process



## External Peer Reviewer Selection & Process



# Sections of the CSP Grant Application

## **Applicant Profile:**

Organization details, primary contacts

## **Project Narrative:**

Goals, proposed project and school program, expected impact

## **Budget & Financial Details:**

Required budget format, justification

## **Attachments & Supporting Docs:**

What's required and how to upload  
Required Documents and Attachments

## **Certifications & Compliance:**

Final review before submission

# Applicant Information

## Beyond Name, Contacts, Regions and Model

### Authorizing Local Education Agency (LEA) Information

LEA Name \_\_\_\_\_  
LEA Code \_\_\_\_\_  
Mailing Address \_\_\_\_\_

School Unique Entity ID (UEI) (formerly DUNS) \_\_\_\_\_  
School UEI Expiration Date \_\_\_\_\_  
Fiscal Agent UEI \_\_\_\_\_  
Fiscal Agent UEI Expiration Date \_\_\_\_\_

### Authorizer Superintendent / Executive Director

Name \_\_\_\_\_

Email \_\_\_\_\_

### LEA Authorized Representative (Charter School Contact)

Name \_\_\_\_\_

Title \_\_\_\_\_

Telephone \_\_\_\_\_

Email \_\_\_\_\_

### LEA Authorized Representative (Fiscal / Grant Contact)

Name \_\_\_\_\_

Title \_\_\_\_\_

Telephone \_\_\_\_\_

Email \_\_\_\_\_

# Narrative Sections and Points Overview

<b>Eligibility Questionnaire and Letter of Intent</b> <i>Alignment to federal eligibility requirements is verified with this information</i>	<b>No Points Awarded</b>
<b>Project Narrative</b>	<b>Points Awarded</b>
A: Executive Summary and Project Overview	8 pts
B: Project Goals and Budget Narrative	8 pts
C: Educational Model and Project Design	12 pts
D: Enrollment, Lottery, and Transportation	12 pts
E: Serving Educationally Disadvantaged Students	12 pts
F: Management Plan, Leadership Team, and Partners	12 pts
G: Board Capacity and Governance Structure	12 pts
H: Family/Community Involvement	8 pts
I: Business Capacity and Sustainability	12 pts
J: Facilities	4 pts
<b>BASE POINTS POSSIBLE</b>	<b>100/100 pts</b>
Competitive Priority Points <ul style="list-style-type: none"> <li>Serving HS Students</li> <li>Serving a rural and/or mountainous population</li> <li>Serving innovative models or students with unique needs</li> </ul>	2 pts
	2 pts
	2 pts
<b>TOTAL POINTS POSSIBLE</b>	<b>106/100 pts</b>

# Understanding the Required Descriptions and Rubric Criteria

## APPLICATION NARRATIVE AND SCORING

Each application section will be scored on a 4.0 scale. Each section's criteria is listed in the sections below with the overall scale below used to assess quality of the response. The narrative is worth 100 points in total. Additional instructions for completing the narrative are:

- The narrative must address, in sequence, each section A through J as previously outlined and will be uploaded as a separate document for each section in Foundant.
- **Do not** use a table of contents or divider pages.
- **Do not** attach curricula, invoices, or any other document not explicitly requested.
- References and footnotes are not required and will not be scored.

COMPLETELY ADDRESSED	ADEQUATELY ADDRESSED	PARTIALLY ADDRESSED	MINIMALLY ADDRESSED	NOT ADDRESSED
<i>Clear, specific, and realistic response and/or clear and thorough essential criteria included</i>	<i>Response is specific and realistic, but may be missing clarity in some of the criteria</i>	<i>The response addresses the required description, but is missing some criteria and/or lacks overall clarity or specificity</i>	<i>The response vaguely references the required elements, but does not address most of the required criteria</i>	<i>Response is not included or none of the criteria or required descriptions are addressed</i>
4.0	3.0	2.0	1.0	0.0

# Section A Example Required Descriptions-

## What you need to answer in your narrative

### Section A. Executive Summary & Project Overview - 8 points

#### *Required Narrative Descriptions:*

- Succinctly describe the mission and vision of the proposed charter school, the needs of the community, and how the mission and vision address the needs of the community.
- Briefly explain how subgrant project goals support the mission, vision, and demand. Additional details on goals and objectives are provided in Section B.
- The developer/school must demonstrate that a Community Needs Analysis has been completed when planning the new school/expansion/replication. This includes explaining the presence of community demand, the proposed new school/expansion/replication school is in tune with community needs and priorities.

	COMPLETELY ADDRESSED	ADEQUATELY ADDRESSED	PARTIALLY ADDRESSED	MINIMALLY ADDRESSED	NOT ADDRESSED
CRITERIA	<i>Clear, specific, and realistic response and/or clear and thorough essential criteria included</i>	<i>Response is specific and realistic, but may be missing clarity in some of the criteria</i>	<i>The response addresses the required description, but is missing some criteria and/or lacks overall clarity or specificity</i>	<i>The response vaguely references the required elements, but does not address most of the required criteria</i>	<i>Response is not included or none of the criteria or required descriptions are addressed</i>



# Section A Example Scoring Criteria-

## What the Reviewers will be looking for

### Mission and Vision Alignment to Project (4 points)

*Applicants should include the following criteria:*

- Clear alignment of project goals and objectives, to the mission, vision, and demand for the school.
- Clear description of the project plan and activities to be carried out with the grant.

SCORE	4.0	3.0	2.0	1.0	0.0
-------	-----	-----	-----	-----	-----

### Community Demand and Need (4 points)

*Applicants should include the following criteria:*

- Descriptions of the local community support, including information that demonstrates interest in, and need for, the charter school; benefits to the community; and other evidence of demand for the charter school that shows a strong likelihood the charter school will achieve and maintain its enrollment projections.
- Information on the proposed charter school's projected student enrollment, and evidence to support the projected enrollment based on the needs analysis and other relevant data and factors, such as the methodology and calculations used.
- An analysis of the proposed charter school's projected student demographics and a description of the demographics of students attending public schools in the local community in which the charter school would be located.
- How the plans for the operation of the charter school will support and reflect the needs of students and families in the community, including consideration of district or community assets, and how the school's location (or anticipated location if a facility has not been secured) will facilitate access for the targeted student population.

SCORE	4.0	3.0	2.0	1.0	0.0
-------	-----	-----	-----	-----	-----

Section A. Subtotal					
---------------------	--	--	--	--	--

# Applicant Required Attachments vs. RFA Appendices

---

1. Applicant attachments are uploads that the applicant must include in a complete subgrant application
2. RFA Appendices are templates and instructions that the applicant will use to complete many of the attachments and narrative sections.

# Required Attachments

Attachment 1: Board Chair Executed Program Assurances  
(See Form as [APPENDIX I](#))

**MUST INCLUDE SIGNATURES AND DATE to be considered complete**

Attachment 2: 501c3 status letter from the IRS or application to the IRS

Attachment 3: Original Application to the school's authorizer

Attachment 4: Board-Approved Financial Policies

Attachment 5: Board-Approved ByLaws

Attachment 6: Board-Approved Enrollment and Lottery Policies (See Requirements as [APPENDIX F](#))

Attachment 7: Board Member Resumes

Attachment 8: School Leadership Resumes or Job Descriptions (if not yet hired)

Attachment 9: CMO/ESP Contract (if applicable)

Attachment 10: Facilities MOU or Planning Documents

Attachment 11: Multi-year Organizational Budget (or budget included with application to the authorizer for new schools)  
(Note: this is NOT the CSP budget)

Attachment 12: Financial Audits from the past 3 years (expansion and replication only)

Attachment 13: Most recent annual authorizer report (expansion and replication only)

Attachment 14: Executed Financial Risk Assessment Form (see form as [APPENDIX D](#))

**MUST INCLUDE SIGNATURES AND DATE to be considered complete**

Attachment 15: Application Certification (See form as [APPENDIX J](#))

**MUST INCLUDE SIGNATURES AND DATE to be considered complete**

Attachment 16: Completed GSC Subgrant Budget

Attachment 17: Notification to Authorizer of Application to GSC Subgrant Competition (See template and instructions as [APPENDIX L](#))

Attachment 18: Most recent SPF Report (expansion and replication only)

Attachment 19: Subgrant Disclosure Form ([APPENDIX H](#))

Attachment 20: TA Plan Upload (See instructions as [APPENDIX G](#))

# Budget Template and Narrative

---

Applicants **must** download and complete the GSC Budget Template and submit it along with a Budget Narrative in Foundant. If an award is made, a formal CSP budget will be finalized with the GSC team.

The Budget Narrative should:

- Link costs to project goals and activities
- Indicate whether costs fall in planning or implementation
- Justify each line item
- Explain how costs were calculated (e.g., units × rate)

This information allows GSC to verify that proposed budgets are aligned, reasonable, and allowable.

# Completing the CSP Budget-

## Attachment 16

---

1. Instructions for completing the CSP budget can be found in APPENDIX B of the RFA.
2. The template to use for the budget itself is linked in the RFA and Foundant and can be found on the GSC website.
  - a. This template is **the only format** in which an applicant may submit their CSP budget as attachment 16.
  - b. The earliest date for allowable expenses to included in this budget for cycle 2 is July 1, 2026 contingency upon an approved budget, executed charter contract, and executed GAN.
3. Additional budget guidance will be provided at the budget webinar to be held on February 12th at 8:30 MTN. Mandatory office hours with applicants will be scheduled once applications are opened.

# Review Process

Five phases of the application review process:

---

*The Grant Team will use a 3-member external peer review team to study, review, analyze and grade all subgrant applications.*

*Reviewers are recruited through a Call for Reviewers at competition launch. Those identified, undergo training and are asked to disclose any known or perceived conflicts of interest and to uphold confidentiality to ensure a fair process.*



**Publicization** – Information is shared via webinars, conferences, and online platforms to ensure broad awareness.



**Pre-Award Trainings** – Trainings are conducted to guide applicants through the process, and to emphasize strategic use of funds and best practices for sustainability.



**Subgrant Application** – Eligible applicants submit proposals addressing project goals, budget plans, and student impact. A Capacity Interview allows applicants to clarify responses.



**Peer Review** – Involves scoring, discussions, and calibration to ensure fairness. Final scores determine applicant rankings, with funded applications publicly disclosed. Significant variance in reviewer scores will trigger a 4th reviewer to assess before final ranking decisions are made.



**Award Finalization** – Final awards are based on available funding, with top-ranked proposals prioritized, and as needed, required changes to obtain final approval.

# Accessing the Application in Foundant



# COLORADO LEAGUE *of* CHARTER SCHOOLS

Logon

Email Address\*

Password\*

Log On

Create New Account

[Forgot your Password?](#)

Welcome to Great Schools Colorado's Online Portal.

New Users: Please click on "Create New Account" to complete the registration process and create your logon credentials.

Existing Users: Please enter your credentials and log in. If you forgot your password, please use the "Forgot your Password?" link to the left to reset your password.

Not Sure? If you think that you or someone at your organization has already registered in the system, do not create a new account. Please contact our Grant Administrator support at [gscsupport@coloradoleague.org](mailto:gscsupport@coloradoleague.org) to receive your username.

## Live Demo



Igor Nascimento

*Data Management  
Support, CLCS*

TA Resource - Link to access the scribe instructions:  
[How to Create an account](#)





#### Logon

Email Address\*

Password\*

Log On

Create New Account

[Forgot your Password?](#)

Welcome to Great Schools Colorado's Online Portal.

New Users: Please click on "Create New Account" to complete the registration process and create your logon credentials.

Existing Users: Please enter your credentials and log in. If you forgot your password, please use the "Forgot your Password?" link to the left to reset your password.

Not Sure? If you think that you or someone at your organization has already registered in the system, do not create a new account. Please contact our Grant Administrator support at [gscsupport@coloradoleague.org](mailto:gscsupport@coloradoleague.org) to receive your username.

# Creating a New Account in Foundant – Step 1

Access the application portal via the League's Foundant login page

Logon

Email Address\*

Password\*

[Log On](#) [Create New Account](#)

[Forgot your Password?](#)

Welcome to Great Schools Colorado's Online Portal.

New Users: Please click on "Create New Account" to begin the registration process and create your logon credentials.

Existing Users: Please enter your credentials and log in. If you forgot your password, please use the "Forgot your Password" link to reset your password.

Not Sure? If you think that you or someone at your organization is already registered in the system, do not create a new account. Please contact our Grant Administrator support at [gscsupport@coloradoleague.org](mailto:gscsupport@coloradoleague.org) to receive your user name and password.

## Creating a New Account in Foundant – Step 2

Click "Create an Account" to begin registration

Create New Account

If you already have an Account, click the 'Cancel Account Creation' button to go to the Logon page

⚠ Using the browser's back button will delete your registration information.

ℹ This registration process has multiple steps you must complete before you can apply.

Fields with an asterisk (\*) are required.

Organization Information

Organization Name\*

Colorado league of Charter Schools

EIN / Tax ID (##-#####)

Web Site

Telephone Number (###-###-####)\*

303-989-5356

Address 1\*

104 n Broadway, Suit 400

Address 2

City\*

Denver

State\*

CO

Postal Code\*

80203

Do you belong to a School Network?\*

☐ Yes

☒ No

If yes, what Network/Group?

Next >

User Information

Principal or Head of School

# Step 3

Enter your Organization Information by completing all required fields (marked by an \*), then click *Next*

# Step 4

Enter your  
Contact  
Information  
such as  
name, email,  
and phone  
number,  
then click  
*Next*

## Create New Account

If you already have an Account, click the 'Cancel Account Creation' button to go to the Logon page

⚠ Using the browser's back button will delete your registration information.

i This registration process has multiple steps you must complete before you can apply.

Fields with an asterisk (\*) are required.

### Organization Information

### User Information

Copy Address from Organization

Prefix (Mr, Mrs, Ms, Mx, etc.)\*

MR

First Name\*

Igor

Middle Name (type "na" if not applicable)\*

R

Last Name\*

Nascimento

Suffix (Sr, Jr, III, etc. - type "na" if not applicable)\*

na

Job Role / Title\*

Data Support

Email\*

✉ igor@test.com

Confirm Email\*

✉ igor@test.com

Telephone Number (###-###-####)

|

Mobile Number (###-###-####)\*

987-654-3210

< Previous

Next >


Principal or Head of School

Principal or Head of School

Password

## Create New Account

If you already have an Account, click the 'Cancel Account Creation' button to go to the Logon page

 Using the browser's back button will delete your registration information.

 This registration process has multiple steps you must complete before you can apply.

Fields with an asterisk (\*) are required.

Organization Information

User Information

Principal or Head of School

Are you the Principal or Head of School?\*

- ☐ Yes  
☒ No

[< Previous](#)

[Next >](#)

Principal or Head of School

Password

# Creating a New Account in Foundant – Steps 5 & 6

Indicate whether you are the Principal or Head of School. If you are, then click *Next* (no additional information is needed).

If you already have an Account, click the 'Cancel Account Creation' button to go to the Ligon page

⚠ Using the browser's back button will delete your registration information.

ℹ This registration process has multiple steps you must complete before you can apply.

Fields with an asterisk (\*) are required.

Organization Information

User Information

Principal or Head of School

Principal or Head of School

Copy Address from Organization

*If you do not know the name of the School Leader, please enter "na" for First and Last Name fields. The remaining questions are optional.*

Prefix (Mr, Mrs, Ms, Mx, etc.)	First Name*
<input type="text"/>	<input type="text"/>
Middle Name (type "na" if not applicable)	Last Name*
<input type="text"/>	<input type="text"/>
Suffix (Sr, Jr, III, etc. - type "na" if not applicable)	Job Role / Title
<input type="text"/>	<input type="text"/>
Email	Telephone Number (###-###-#### x###)
<input type="text"/>	<input type="text"/>
Mobile Number (###-###-####)	
<input type="text"/>	

⏪ Previous

Next ⏩

Password

# Step 7

If you are NOT the Principal or Head of School — You’ll be asked to provide information about your school leader.

If you **do not have that information at the time**, you may leave the other fields blank — but you **must** enter “**NA**” in the required fields:


- **First Name** >> NA
- **Last Name** >> NA

Then, click *Next* to continue

## Create New Account

If you already have an Account, click the 'Cancel Account Creation' button to go to the Logon page

 Using the browser's back button will delete your registration information.

 This registration process has multiple steps you must complete before you can apply.

Fields with an asterisk (\*) are required.

Organization Information

User Information

Principal or Head of School

Principal or Head of School

Password

Passwords must be at least six characters long and may contain capital or lowercase letters, numbers, or any of the following special characters: !@#\$\$%\*()\_.

Password\*

Confirm Password\*

[< Previous](#)

[Create Account](#)

## Step 8

Create a password. Choose a secure password that meets the system's requirements, then click *Create Account*



# Creating a New Account in Foundant – Step 9

After creating your account, the system will **prompt you to confirm whether you received the confirmation email**. You will see three options:

1. **“I have received the email”**
2. **“Continue without checking”**
3. **“I have not received the email”**

**Check your inbox** for the confirmation email from the Foundant system. If you don't see it:

- Look in your **Spam** or **Junk** folder
- If it's there, mark it as “Not Spam” or “Not Junk”
- Add the sender email (administrator@grantinterface.com) to your contacts or safe sender list

**Note:** Selecting “Continue without checking” allows you to move forward, but we recommend confirming email receipt to ensure you'll receive important messages about your application or grant status.

## Email Confirmation

 You will be receiving emails from this system about your request.

To ensure you receive emails from this system we have sent you an email to confirm your account was created successfully. If you do not see an email from Great Schools Colorado <administrator@grantinterface.com>, look in your junk or spam folder.

[See how to remove email addresses from spam filters.](#)

☐ I have received the email

☐ Continue without checking

☐ I have not received the email

Send Email Again

Continue




# Creating a New Account in Foundant

## Step 10


Confirm Email Receipt. If you received the email, select *"I have received the email"* in the Foundant prompt, then click *Continue*

Email Confirmation

 You will be receiving emails from this system about your request.

To ensure you receive emails from this system we have sent you an email to confirm your account was created successfully.

[See how to remove email addresses from spam filters.](#)

 ☐ I have received the email

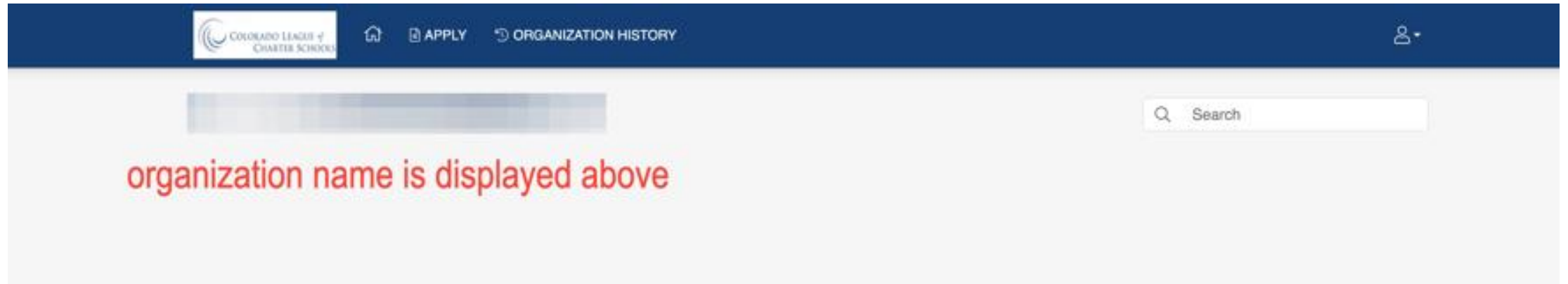
☐ Continue without checking

☐ I have not received the email

# Creating a New Account in Foundant

## Step 11

You will be redirected to the Apply page. If there are active grant opportunities available, you'll see a list of open or eligible applications



## Helpful Tips for Success

- ✓ Review the RFA and confirm eligibility and timeline.
- ✓ Engage stakeholders and develop a strategic plan for expansion or replication.
- ✓ Prepare necessary documentation and submit the application by the deadline.
- ✓ Save your work progress frequently, and contact us for troubleshooting solutions

## Helpful Questions to Ask Before Submitting

- ✓ Have all required fields been completed?
- ✓ Have all attachments been uploaded?
- ✓ Have you reviewed formatting and compliance requirements?

## Applicant Support & Technical Assistance (TA)

---

*The GSC Grant Team will host technical assistance workshops and office hours to support applicants throughout the application and award process.*

*Opportunities, resources, and contact information are all provided within the RFA for New, Replication, and Expansion applicants, as well as online, via the Great Schools Colorado website.*



Website & FAQs



Topic-based Briefings / Office Hours



By Appointment Office Hours



Email & Phone Support



Other Written Guidance

# Questions?

How did we do?

Please take a moment to help us improve:



## Resources & Support

- **GSC Main:**  
[www.greatschoolscolorado.org](http://www.greatschoolscolorado.org)
  - **FAQs:** *Check page regularly for answers/updates to the frequently asked questions throughout the application period*
- **Grant Program Email:**  
[greatschools@coloradoleague.org](mailto:greatschools@coloradoleague.org)
- **Foundant and Administrative Support:**  
[GSCsupport@coloradoleague.org](mailto:GSCsupport@coloradoleague.org)



# Thank You!

Attendees will receive an email following today's call with information about where to access application materials and key dates, and link to the evaluation form to share your feedback.